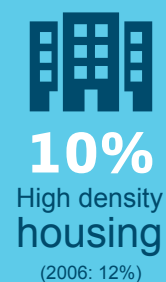


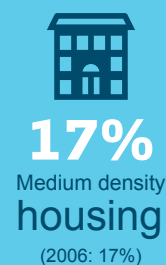
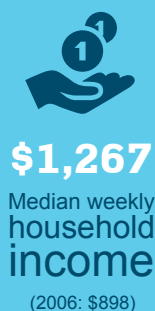

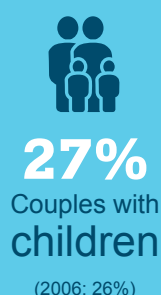



CENSUS UPDATE

SUNSHINE COAST 2016

Released 27 June 2017

Highlights and changes over the last 10 years for the Sunshine Coast Council area include:



- We continue to be one of the fastest growing areas of Queensland, adding over 6,000 people every year
- We are ageing (with more growth in the 65+ years population than the under 15 years population)
- We continue to build more large (4+ bed) houses and less medium density townhouses and duplexes
- Compared to 2006, households are earning \$370/week more, and paying \$500/month more on mortgages

(Source: Census of Population and Housing 2016, Australian Bureau of Statistics)

For more detailed demographic and statistical data, refer to Council's Statistics and Maps webpage via Council's website: www.sunshinecoast.qld.gov.au/Experience-Sunshine-Coast/Statistics-and-Maps

Or contact Environment and Sustainability Branch on 07 5441 8170.