

9.4 Other development codes

9.4.1 Advertising devices code

9.4.1.1 Application

- (1) This code applies to accepted development and assessable development identified as requiring assessment against the Advertising devices code by the tables of assessment in **Part 5 (Tables of assessment)**.
- (2) The acceptable outcomes in **Table 9.4.1.4.1 (Requirements for accepted development and performance outcomes and acceptable outcomes for assessable development)** and the specified requirements in **Table 9.4.1.4.2 (Specific requirements for types of advertising devices)** are requirements for applicable accepted development.
- (3) All provisions in this code are assessment benchmarks for applicable assessable development.

9.4.1.2 Purpose and overall outcomes

- (1) The purpose of the Advertising devices code is to ensure that *advertising devices* are established in a manner which is consistent with the desired character and amenity of the Sunshine Coast.
- (2) The purpose of the Advertising devices code will be achieved through the following overall outcomes:-
 - (a) an *advertising device* complements, and does not detract from, the desirable characteristics of the natural and built environment in which the *advertising device* is exhibited;
 - (b) an *advertising device* is designed and integrated into the built form so as to minimise visual clutter;
 - (c) an *advertising device* does not adversely impact on the visual amenity of a scenic route, high scenic area, heritage or character area or *public open space*;
 - (d) an *advertising device* does not adversely impact on the amenity of rural, rural residential or residential areas;
 - (e) an *advertising device* does not pose a hazard for pedestrians, cyclists or drivers of motor vehicles; and
 - (f) an *advertising device* accommodates the legitimate need to provide directions and business identification in a manner that is consistent with achieving overall outcomes (a) to (e) above.

9.4.1.3 Description of advertising devices⁷

Various types of *advertising device* are described and illustrated below.

Table 9.4.1.3.1 Wall or façade sign types

Advertising device type	Written description	Illustration
Business name plate	An <i>advertising device</i> intended to display the name or occupation of the business occupant, whether painted or otherwise affixed to a building wall, fence or freestanding.	See Figure 9.4.1A
Façade sign	An <i>advertising device</i> painted or otherwise affixed to the façade of a building.	See Figure 9.4.1A
Flush wall sign	An <i>advertising device</i> painted on or otherwise affixed flat to the wall of a building.	See Figure 9.4.1A
Hamper sign	An <i>advertising device</i> painted or otherwise affixed above the	See Figure 9.4.1A

⁷ Editor's note—other terms used in the Advertising devices code, including the terms '*signface area*' and '*third party advertising device*', are defined in **Schedule 1 (Definitions)**.

Advertising device type	Written description	Illustration
	door head and below the awning level or verandah of a building.	
Projecting sign	An <i>advertising device</i> attached and mounted at right angles to the façade of a building.	See Figure 9.4.1A
Stallboard sign	An <i>advertising device</i> painted or otherwise affixed below the ground storey window of a building.	See Figure 9.4.1A
Window sign	An <i>advertising device</i> painted or otherwise affixed to the exterior or inner surface of the glazed area of a window. The term does not include product displays or showcases.	See Figure 9.4.1A

Figure 9.4.1A Wall or façade sign types

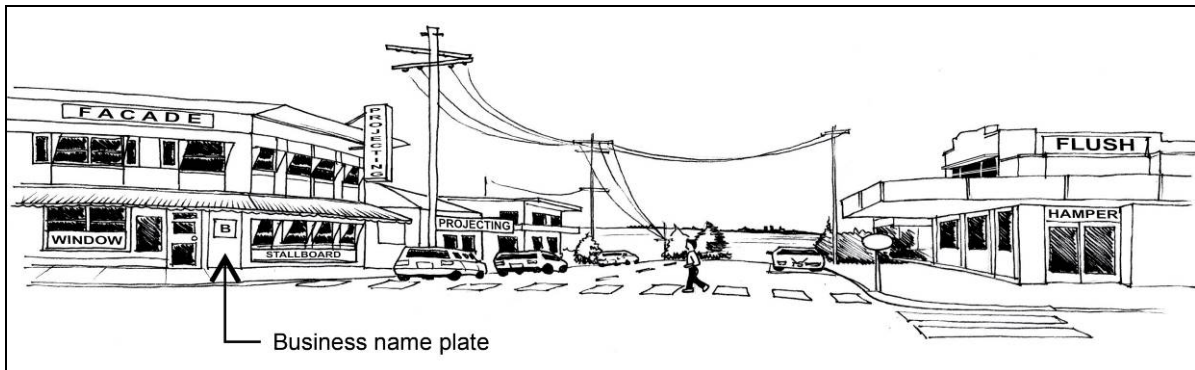


Table 9.4.1.3.2 Awning sign types

Advertising device type	Written description	Illustration
Above awning sign	An <i>advertising device</i> located on top of an awning or verandah.	See Figure 9.4.1B
Awning face sign	An <i>advertising device</i> painted on or otherwise attached to the front or end face of an awning or canopy structure.	See Figure 9.4.1B
Blind sign	An <i>advertising device</i> painted or otherwise affixed to a solid or flexible material suspended from the edge of an awning, verandah or wall.	See Figure 9.4.1B
Created awning line sign	An <i>advertising device</i> attached to and extending beyond the fascia of an awning or the like.	See Figure 9.4.1B
Under awning sign	An <i>advertising device</i> attached from underneath or suspended from an awning, verandah or the like.	See Figure 9.4.1B

Figure 9.4.1B Awning sign types




Table 9.4.1.3.3 Roof sign types

Advertising device type	Written description	Illustration
Created roofline sign	An <i>advertising device</i> positioned on the roof, façade or wall of a building which changes the horizontal or angular lines of the roof.	See Figure 9.4.1C
High-rise building sign	An <i>advertising device</i> affixed to a building which names or otherwise identifies a high-rise building.	See Figure 9.4.1C
Rooftop sign	An <i>advertising device</i> fitted to the roof of a building with no relation to the architectural design or appearance of the building.	See Figure 9.4.1C
Sign written roof sign	An <i>advertising device</i> that is painted or otherwise affixed to the roof cladding of a building.	See Figure 9.4.1C

Figure 9.4.1C Roof sign types




Table 9.4.1.3.4 Freestanding sign types

Advertising device type	Written description	Illustration
Billboard sign	A freestanding <i>advertising device</i> , the width of which is greater than the height and which may be positioned on the ground or mounted to one or more vertical supports.	See Figure 9.4.1D
Estate entrance sign	An <i>advertising device</i> displaying the name of a residential, commercial or industrial estate at the entrance to the estate.	See Figure 9.4.1D
Ground sign	An <i>advertising device</i> on a low level wall or completely clad vertically oriented freestanding structure which sits on or rises out of the ground.	See Figure 9.4.1D
Pylon sign	A freestanding <i>advertising device</i> , the height of which is greater than the width and which may be positioned on the ground or mounted to one or more vertical supports.	See Figure 9.4.1D

Figure 9.4.1D Freestanding sign types



Table 9.4.1.3.5 Fence sign types

Advertising device type	Written description	Illustration
Backdrop fence sign	A freestanding <i>advertising device</i> which is designed to act as a permanent partition, screen or barrier. It includes any sign painted or attached directly upon or affixed parallel with, and confined within the limits of a fence.	See Figure 9.4.1E
Boundary fence sign	An <i>advertising device</i> painted or affixed flush to a fence that has been designed to permanently delineate and identify the boundary of a site.	See Figure 9.4.1E
Sporting field fence sign	An <i>advertising device</i> painted or otherwise affixed to a fence marking the boundaries of a sporting field.	See Figure 9.4.1E

Figure 9.4.1E Fence sign types

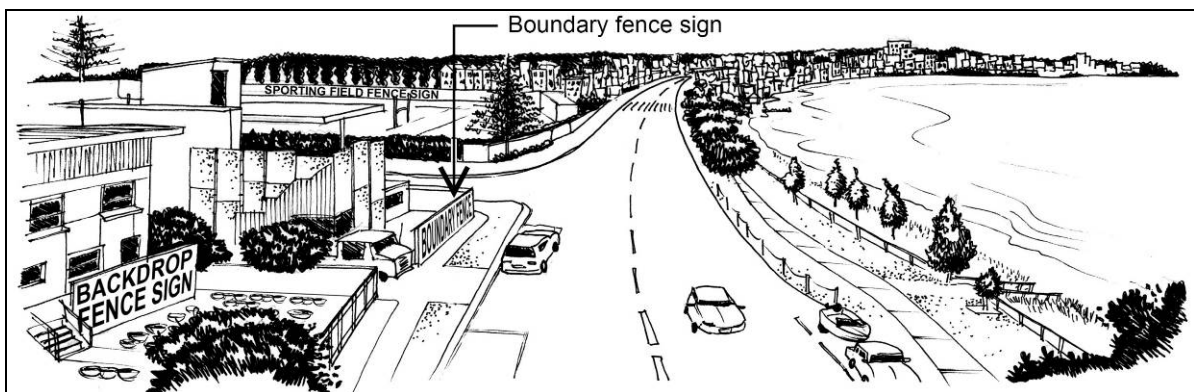
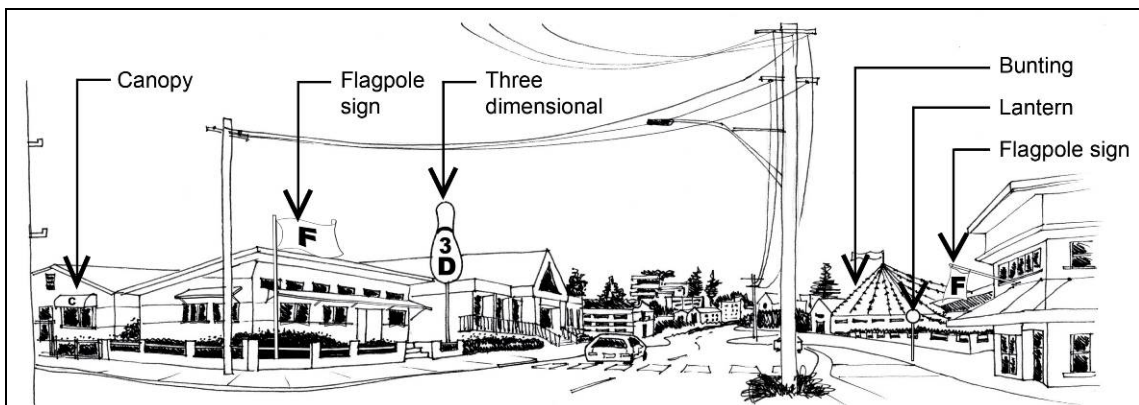


Table 9.4.1.3.6 Miscellaneous (other) sign types

Advertising device type	Written description	Illustration
Bunting	Any decorative flags, pennants or streamers connected by thread, rope or wire.	See Figure 9.4.1F
Canopy sign	An <i>advertising device</i> painted or otherwise affixed to a canopy.	See Figure 9.4.1F
Lantern sign	An <i>advertising device</i> which is a fabricated or moulded light shade which may have lettering affixed, and may be attached to a building or freestanding.	See Figure 9.4.1F
Three-dimensional sign	An <i>advertising device</i> which is designed to replicate or copy a real world object or shape.	See Figure 9.4.1F
Flagpole sign	An <i>advertising device</i> in the form of a flag (excluding National, State, Local government and institutional crests or flags) which is flown from a masthead or suspended from any structure or pole.	See Figure 9.4.1F

Figure 9.4.1F Miscellaneous (other) sign types



9.4.1.4 Performance outcomes and acceptable outcomes

Table 9.4.1.4.1 Requirements for accepted development and performance outcomes and acceptable outcomes for assessable development

Performance outcomes		Acceptable outcomes	
For All Advertising Device Types			
General			
PO1	<p>An <i>advertising device</i>:-</p> <p>(a) is compatible with the existing and future planned character of the locality in which it is erected;</p> <p>(b) is compatible with the scale, proportion, bulk and other characteristics of buildings, structures, landscapes and other <i>advertising devices</i> on the <i>site</i>;</p> <p>(c) is of a scale, proportion and form that is appropriate to the <i>streetscape</i> or other setting in which it is located;</p> <p>(d) is sited and designed to be compatible with the nature and extent of development and <i>advertising devices</i> on adjoining sites and not interfere with the reasonable enjoyment of those sites;</p> <p>(e) is sited and designed to:-</p> <p>(i) not unduly dominate the visual landscape;</p> <p>(ii) maintain views or vistas of public value; and</p> <p>(iii) protect the visual amenity of scenic routes;</p> <p>(f) is designed to achieve a high standard of architectural, urban and landscape design or at least not detract from the architectural, urban or landscape design standards of a locality (including any <i>streetscape</i> improvement programs implemented by the <i>Council</i>); and</p> <p>(g) is designed and sited so as not to contribute to the proliferation of visual clutter.</p>	AO1	<p><u>Accepted development</u></p> <p>For accepted development, the <i>advertising device</i> complies with the requirements specified in Column 2 of Table 9.4.1.4.2 (Specific requirements for types of advertising devices).</p> <p><u>Assessable development</u></p> <p>For assessable development, in partial fulfilment of Performance Outcome PO1—the <i>advertising device</i> complies with the requirements specified in in Column 2 of Table 9.4.1.4.2 (Specific requirements for types of advertising devices).</p> <p>Note—except in the limited circumstances provided for in Part 5 (Tables of assessment), <i>third party advertising devices</i> are not encouraged to establish on the Sunshine Coast. In most circumstances <i>third party advertising devices</i> would:-</p> <p>(a) be contrary to Performance Outcome PO1 and the applicable specific requirements for types of <i>advertising device</i> in this code; and</p> <p>(b) risk compromising the character, lifestyle and environment attributes of the region as defined in Part 3 (Strategic Framework).</p> <p>Note—a streetscape or landscape analysis prepared by a competent person may be required in support of a development application to demonstrate compliance with Performance Outcome PO1.</p>
Maximum Signface Area For All Signs On A Site			
PO2	<p>The maximum <i>signface area</i> of all <i>advertising devices</i> on a <i>site</i> does not unduly detract from a building, site or local area, including by:-</p> <p>(a) visually dominating the appearance of a building; or</p> <p>(b) being visually intrusive in the <i>streetscape</i> or other setting in which it is located.</p>	AO2	<p>The total <i>signface area</i> of all <i>advertising devices</i> on a <i>site</i> does not exceed the greater of that provided for, using one of the methods for calculating <i>signface area</i> provided below:-</p> <p><u>Method 1 (Street front boundary length)</u></p> <p>(a) 0.75m² of <i>signface area</i> per linear metre of street front boundary length.</p> <p><u>Method 2 (Street facing building width)</u></p> <p>(a) for a single <i>storey</i> building—0.75m² of <i>signface area</i> per linear metre of street facing building width; or</p> <p>(b) for a two or more <i>storey</i> building—1.0m² of <i>signface area</i> per linear metre</p>

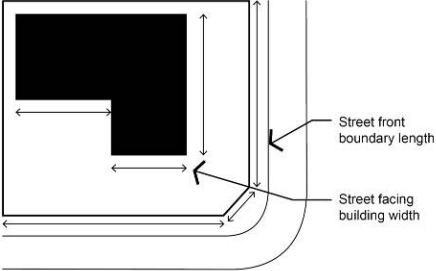
Performance outcomes		Acceptable outcomes	
			<p>of street facing building width.</p> <p>Note—Figure 9.4.1G (Methods for calculating signface area) provides further clarification regarding the calculation of <i>signface area</i> based on the methods described above.</p> <p>Figure 9.4.1G Methods for calculating signface area</p> 
Illumination, Lighting and Movement			
PO3	An <i>advertising device</i> only incorporates illumination and lighting where it:- (a) is appropriate to its setting and is compatible with the amenity of the local area; (b) does not cause nuisance or distraction; (c) does not create glare, reflecting or flaring of colours; and (d) will not create a potential safety hazard, including a traffic safety hazard.	AO3.1 AO3.2	The <i>advertising device</i> is only illuminated where it is:- (a) located in a <i>centre zone, industry zone</i> or <i>Specialised centre zone</i> ; or (b) associated with a business that operates at night. Where the <i>advertising device</i> is illuminated, it:- (a) it has a maximum luminance of 350 candelas per m ² ; (b) does not incorporate flashing lights or digital displays; and (c) is switched off between 11.00pm and 5am the following day or at any time the business is not operating between these hours.
PO4	An <i>advertising device</i> does not move or incorporate elements that give the impression of movement.	AO4	The <i>advertising device</i> does not revolve, contain moving parts or have a moving border.
Safety of Pedestrians and Vehicles			
PO5	An <i>advertising device</i> is designed so as not to create a traffic or pedestrian safety hazard.	AO5.1 AO5.2 AO5.3	The <i>advertising device</i> does not physically obstruct the passage of pedestrians or vehicles. The advertising does not mimic, and is not able to be confused with, a traffic control device. The <i>advertising device</i> does not restrict sight lines at intersections and site <i>access points</i> .
Appropriate and safe construction			
PO6	An <i>advertising device</i> is constructed to an appropriate standard to ensure public safety.	AO6	No support, fixing or other system required for the proper installation of the <i>advertising device</i> is exposed.
Electrical systems			
PO7	An <i>advertising device</i> utilising electricity is safe and electrical componentry is integrated into the device.	AO7.1 AO7.2	All conduits, wiring, switches or other electrical apparatus installed on the <i>advertising device</i> are concealed from view. No electrical equipment is mounted on exposed surfaces of the <i>advertising device</i> .

Table 9.4.1.4.2 Specific requirements for types of advertising device⁸

Column 1 Advertising device type	Column 2 Specific requirements
Wall or Facade Sign Types	
Business name plate	(a) is limited to one sign per business entry point; (b) is attached to a fence, wall or building face at street level; and (c) does not exceed a maximum <i>signface area</i> of 0.3m ² where in an <i>urban zone</i> or 0.6m ² where in a <i>non-urban zone</i> .
Facade sign	(a) does not obscure any window or architectural feature; (b) does not exceed 25% of the surface area of the wall to which it is attached; (c) does not project above or beyond the wall to which it is attached; and (d) is not more than 300mm thick.
Flush wall sign	(a) is erected only in a <i>centre zone</i> , the Specialised centre zone or an <i>industry zone</i> ; (b) does not obscure any window or architectural feature; (c) does not project beyond the edges of the wall to which it is attached; (d) does not exceed a maximum <i>signface area</i> of 18m ² ; (e) does not cover more than 50% of the visible area of the total surface area of the wall face; and (f) is not more than 300mm thick.
Hamper sign	(a) is limited to that area between the door head and the underside of the verandah or awning roof; (b) does not extend beyond the length of the building wall above the door head; and (c) is not more than 300mm thick.
Projecting sign	(a) is erected only in a <i>centre zone</i> , the Specialised centre zone or an <i>industry zone</i> ; (b) does not exceed a maximum <i>signface area</i> of 1m ² ; (c) does not project beyond any awning or verandah of the building to which it is attached; (d) does not project above the roofline of the building to which it is attached; and (e) is limited to a maximum of one sign per premises.
Stallboard sign	(a) is limited to the area below a street front window; (b) is designed such that the signface is recessed inside the stallboard facing; and (c) does not protrude onto a road such that it could injure or obstruct the passage of pedestrians.
Window sign	(a) is erected on a ground <i>storey</i> window only; (b) does not cover/obscure more than 50% of a window or if obscuring more than 50% of a window, provides for every second window to be kept free of advertising.
Awning sign types	
Above awning sign	(a) is erected only in a <i>centre zone</i> , the Specialised centre zone or an <i>industry zone</i> ; (b) is erected only where it can be demonstrated that there is no opportunity to make use of an alternative sign type; (c) is of a size and form that is appropriate to the scale and character of building on which it is exhibited and the development within the locality; (d) is positioned and designed in a manner that is compatible with the architecture of the building to which it is attached; and Note—a streetscape or landscape analysis prepared by a competent person may be required in support of a development application for an above awning sign.
Awning face sign	(a) has a <i>signface area</i> that is limited to the dimensions of the front or end awning face; and (b) is not more than 1000mm high.
Blind sign	(a) is contained within the outline of the blind; (b) is located at the ground <i>storey</i> only; (c) if fixed to an awning above a footway, has a minimum clearance of:- (i) 2.1m between the footway pavement and any flexible part of the blind; and

⁸ Note—types of advertising devices are described in **Section 9.4.1.3 (Description of advertising devices)**.

Column 1 Advertising device type	Column 2 Specific requirements
Created awning line sign	(ii) 2.4m between the footway pavement and any rigid part of the blind. (a) is integrated with the design of the building so as to complement its architectural form and style;; (b) does not extend more than 500mm above the fascia to which it is attached; (c) does not exceed a <i>signface area</i> equivalent to 25% of the area of the awning face; and (d) has a minimum clearance of 2.4m between the lowest part of the sign and the footway pavement.
Under awning sign	(a) is oriented at right angles to the building frontage; (b) is not more than 2.5m long or 500mm high; (c) does not exceed a maximum <i>signface area</i> of 1.25m ² ; (d) has a minimum clearance of 2.4m between the lowest part of the sign and the footway pavement; (e) is centrally located along the frontage of each shop or tenancy; and (f) is not closer than 3 metres to any other under awning sign or within 1.5 metres of any side property boundary.
Roof Sign Types	
Created roofline sign	(a) is integrated with the design of the building so as to complement its architectural form and style; and (b) has a maximum height above the surrounding roofline of not more than 1.2 metres.
High-rise building sign	(a) is located at least 10 metres above ground level and contained within the outline of the building to which it is attached; (b) is designed to appear as if it were part of the original building or otherwise complement the architectural style of the building; (c) does not exceed a maximum <i>signface area</i> of 0.5m ² for every metre of total <i>building height</i> ; and (d) is designed to not to interfere with or detract from the appearance of the building at street level. Note—a streetscape or landscape analysis prepared by a competent person may be required in support of a development application for a high-rise building sign.
Rooftop sign	(a) is erected only in a <i>centre zone</i> , the Specialised centre zone or an <i>industry zone</i> ; (b) is erected only where it can be demonstrated that there is no opportunity to make use of an alternative sign type; (c) is of a scale and form that is appropriate to the scale and character of the building on which it is exhibited and the development within the locality; (d) is positioned and designed in a manner that is compatible with the architecture of the building to which it is attached; and (e) does not extend above the roofline to which it is attached. Note—a streetscape or landscape analysis prepared by a competent person may be required in support of a development application for a rooftop sign.
Sign-written roof sign	(a) is erected only:- (i) in a <i>centre zone</i> , the Community facilities zone, <i>industry zone</i> or rural zone; and (ii) where the identification of a property or facility from the air is necessary due to the nature of the use; (b) displays only the name of the property, business or facility on which the <i>advertising device</i> is erected; (c) does not exceed a maximum <i>signface area</i> of 10m ² or 50% of the roof area, whichever is the lesser; and (d) is limited to a maximum of one sign per premises. Note—a streetscape or landscape analysis prepared by a competent person may be required in support of a development application for a sign-written roof sign.
Freestanding Sign Types	
All freestanding signs	(a) do not exceed the maximum height or <i>signface area</i> for the zone in which the sign is erected as specified in Table 9.4.1.4.2A (Maximum height and signface area of freestanding signs) ; (b) ensure that not more than two (2) freestanding sign are erected on any

Column 1 Advertising device type	Column 2 Specific requirements									
	<p><i>site</i> (including a site with multiple occupancy buildings), except for a freestanding sign which:-</p> <ul style="list-style-type: none"> (i) identifies <i>access</i> to a <i>site</i>; (ii) is not more than 1.5 metres in height; and (iii) has a maximum <i>signface area</i> of 2m²/side; and <p>(c) notwithstanding any other provisions of this code:-</p> <ul style="list-style-type: none"> (i) are consistent with the <i>streetscape</i> character of the area; (ii) are of a scale and proportion consistent with the existing development and predominant land use in the area; (iii) are presented and designed to a proportional and uniform detail; and (iv) do not detract from or obscure any important view or vista. <p>Table 9.4.1.4.2A Maximum height and signface area of freestanding signs</p> <table border="1" data-bbox="639 696 1398 1111"> <thead> <tr> <th data-bbox="639 696 922 824">Column 1 Zone</th> <th data-bbox="922 696 1209 824">Column 2 Maximum height in metres (m)</th> <th data-bbox="1209 696 1398 824">Column 3 Maximum sign face area/side in square metres (m²)</th> </tr> </thead> <tbody> <tr> <td data-bbox="639 824 922 1061">District centre zone High impact industry zone Low impact industry zone Major centre zone Medium impact industry zone Principal centre zone Specialised centre zone Tourism zone Tourist accommodation zone Waterfront and marine industry zone</td> <td data-bbox="922 824 1209 1061">Where the total street front boundary length of the <i>site</i> is less than 40 metres:- (a) 5.0m if 1 (one) sign; or (b) 4.0m if 2 (two) signs. Where the total street front boundary length of the <i>site</i> is 40 metres or greater:- (a) 7.5m if 1 (one) sign; or (b) 5.0m if 2 (two) signs.</td> <td data-bbox="1209 824 1398 1061">10m² except where a single sign on a <i>site</i> where the total street front boundary length of the <i>site</i> is 40 metres or greater in which case—15m².</td> </tr> <tr> <td data-bbox="639 1061 922 1111">Any other zone</td> <td data-bbox="922 1061 1209 1111">5.0m irrespective of the number of signs</td> <td data-bbox="1209 1061 1398 1111">10.0m²</td> </tr> </tbody> </table>	Column 1 Zone	Column 2 Maximum height in metres (m)	Column 3 Maximum sign face area/side in square metres (m ²)	District centre zone High impact industry zone Low impact industry zone Major centre zone Medium impact industry zone Principal centre zone Specialised centre zone Tourism zone Tourist accommodation zone Waterfront and marine industry zone	Where the total street front boundary length of the <i>site</i> is less than 40 metres:- (a) 5.0m if 1 (one) sign; or (b) 4.0m if 2 (two) signs. Where the total street front boundary length of the <i>site</i> is 40 metres or greater:- (a) 7.5m if 1 (one) sign; or (b) 5.0m if 2 (two) signs.	10m ² except where a single sign on a <i>site</i> where the total street front boundary length of the <i>site</i> is 40 metres or greater in which case—15m ² .	Any other zone	5.0m irrespective of the number of signs	10.0m ²
Column 1 Zone	Column 2 Maximum height in metres (m)	Column 3 Maximum sign face area/side in square metres (m ²)								
District centre zone High impact industry zone Low impact industry zone Major centre zone Medium impact industry zone Principal centre zone Specialised centre zone Tourism zone Tourist accommodation zone Waterfront and marine industry zone	Where the total street front boundary length of the <i>site</i> is less than 40 metres:- (a) 5.0m if 1 (one) sign; or (b) 4.0m if 2 (two) signs. Where the total street front boundary length of the <i>site</i> is 40 metres or greater:- (a) 7.5m if 1 (one) sign; or (b) 5.0m if 2 (two) signs.	10m ² except where a single sign on a <i>site</i> where the total street front boundary length of the <i>site</i> is 40 metres or greater in which case—15m ² .								
Any other zone	5.0m irrespective of the number of signs	10.0m ²								
Pylon sign / billboard sign	<ul style="list-style-type: none"> (a) is mounted as a freestanding structure in a landscape environment; (b) is situated at least 3 metres from any <i>site</i> boundary; (c) does not project beyond the front alignment of the <i>site</i>; (d) is designed and treated in such a way that the supporting framework and the back of the <i>signface area</i> blend with the surrounding <i>streetscape</i> or field a view; and (e) has a maximum thickness not exceeding 75mm per metre of height above ground level. <p>Note—a streetscape or landscape analysis prepared by a competent person may be required in support of a development application for a pylon identification sign or billboard identification sign.</p>									
Estate entrance sign	<ul style="list-style-type: none"> (a) is placed at the entrance of an estate and indicates only the name of the estate; (b) is set at ground level; (c) is mounted as a freestanding structure in a landscape environment; (d) is not more than 2 metres high; (e) does not exceed a maximum <i>signface area</i> of 10m²; and (f) is constructed of durable and low maintenance materials. 									
Ground sign	<ul style="list-style-type: none"> (a) is integrated with the design of the building or place to which it relates; (b) is set at ground level; (c) is not more than 1.5 metres high; (d) is mounted as a freestanding structure in a landscape environment; (e) does not exceed a maximum <i>signface area</i> of 10m²; and (f) does not exceed a maximum height of 1.8m above ground level. 									
Fence Sign Types										
Backdrop fence sign	<ul style="list-style-type: none"> (a) does not exceed a maximum height of:- <ul style="list-style-type: none"> (i) 1 metre where within 6 metres of a street front boundary; or (ii) 1.8 metres where not within 6 metres of any street front boundary; and (b) does not exceed a maximum <i>signface area</i> of 1m² per linear metre of fence length to which the sign is attached. 									
Boundary fence sign	<ul style="list-style-type: none"> (a) is only erected for the purposes of marking the boundary of a <i>site</i>; 									

Column 1 Advertising device type	Column 2 Specific requirements
	(b) does not exceed a <i>signface area</i> of 1m ² per linear metre of fence length to which the sign is attached; and (c) does not project above or beyond the fence to which the sign is attached.
Sporting field fence sign	(a) does not project above or beyond the fence to which it is attached; (b) in any case, does not exceed 1.2 metres in height; and (c) is placed so as not to pose a risk or injury to spectators or participants.
Miscellaneous (Other) Sign Types	
Bunting	(a) is erected no higher than 6 metres above the ground level of the <i>site</i> or no higher than the gutter line of any building on the <i>site</i> , whichever is the lesser; (b) is not placed on the roof of a building; (c) is not affixed to trees, lighting standards or power poles; (d) does not extend over car parking areas; and (e) is constructed of durable materials that will not readily deteriorate, fade or tear.
Canopy sign	(a) has a <i>signface area</i> contained within the outline of the canopy; (b) is located at the ground <i>storey</i> only; and (c) has a minimum clearance of:- (i) 2.1m between the footway pavement and any flexible part of the canopy; and (ii) 2.4m between the footway pavement and any rigid part of the canopy.
Lantern sign	(a) does not exceed a <i>signface area</i> of 0.25m ² on any face; (b) is not more than 5 metres in height above ground level whether fixed to a wall or freestanding; (c) is only erected upon the building or <i>site</i> to which it relates; and (d) provides that where more than one lantern sign is proposed, the signs are not arranged to collectively comprise an advertising message.
Three-dimensional sign	A three dimensional sign complies with the requirements that would be applicable to the sign if it were not three-dimensional in shape (i.e. wall or façade sign requirements, awning sign requirements, rood sign requirements or freestanding sign requirements). Note—a streetscape analysis prepared by a competent person may be required in support of a development application for a three-dimensional sign.
Flagpole sign	(a) is limited to one (1) flag per 10 metres of street front boundary; (b) does not exceed a maximum <i>signface area</i> of 2.5m ² ; and (c) does not exceed a maximum height of 5 metres above ground level.
Third Party Advertising Devices	
All <i>third party advertising devices</i>	No requirements nominated. Note—except in the limited circumstances provided for in Part 5 (Tables of assessment) , <i>third party advertising devices</i> are not encouraged to establish on the Sunshine Coast. In most circumstances, a <i>third party advertising device</i> would:- (a) be contrary to Performance Outcome PO1 and the applicable specific requirements for types of <i>advertising device</i> in this code; and (b) risk compromising the character, lifestyle and environment attributes of the region as defined in Part 3 (Strategic Framework) . Note—a planning report and streetscape or landscape analysis prepared by a competent person may be required in support of a development application for a <i>third party advertising device</i> .