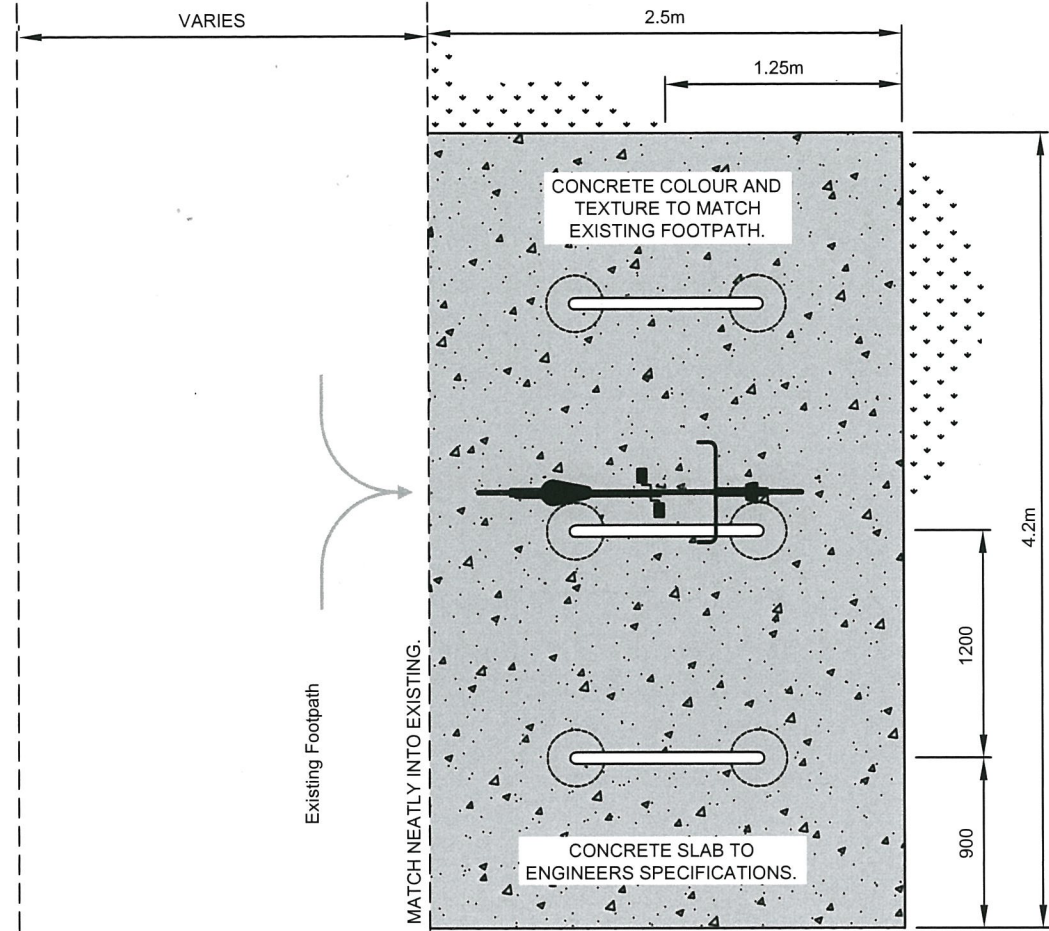
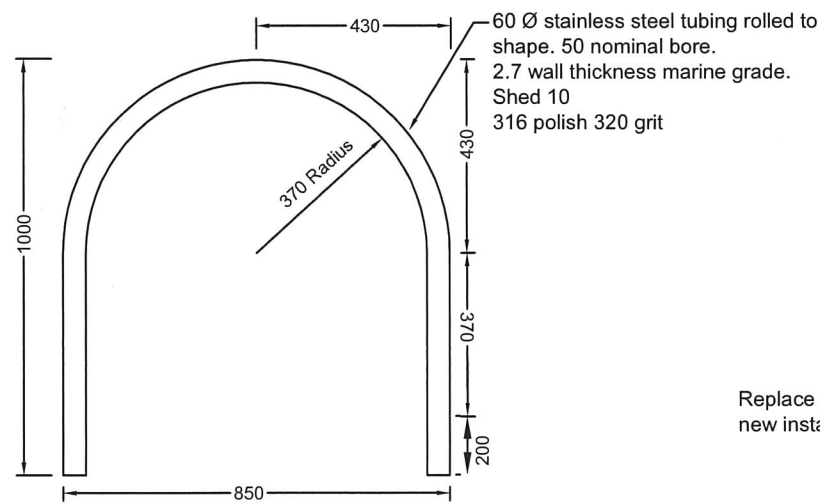


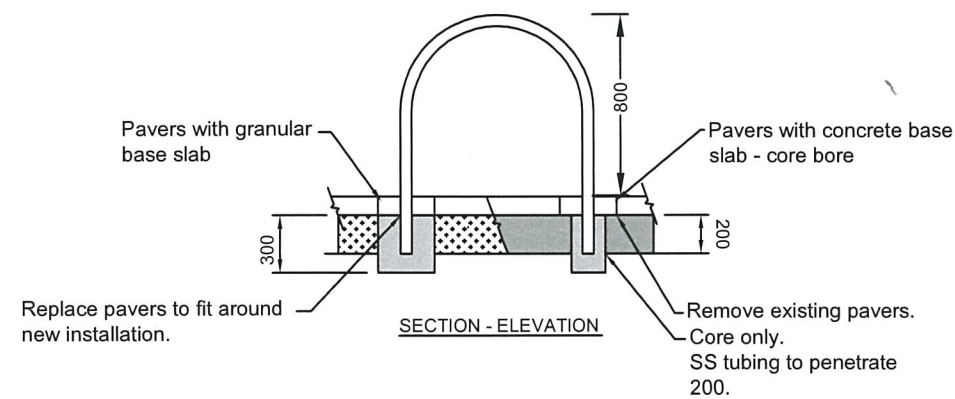
TYPICAL LAYOUT - FOOTPATH



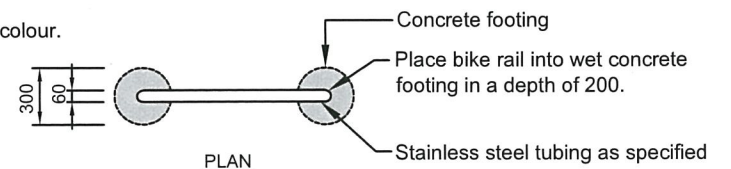
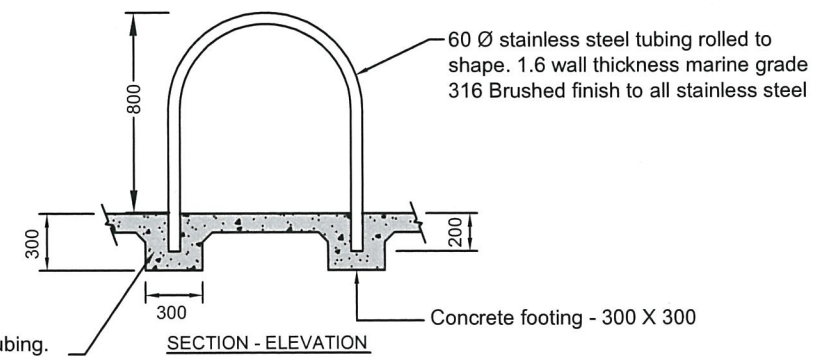
TYPICAL LAYOUT



FABRICATION DETAIL



Core drill holes 10 larger than SS tubing. Epoxy mortar to surrounding hole after installation. Colour mortar to suit existing concrete colour.



- NOTES:**
- Multiple rails to be sited at 1.2 m spacings.
 - FINISH:** Brushed finished stainless steel. All joints to be clean and smooth. Continuous fillet weld all joints. All workmanship to AS1554/AS 1444 Standards.
 - Dimensions in mm, unless noted otherwise.
 - Reference AS2890.3

A1	EDCBA			DRAWN	Lena Ivanoff
				CHECKED	
				PROJECT REVIEW	G B Schulz
				ENG. CERTIFICATION	Brian Peebles
	Rv	DATE	REVISIONS	REC.	APPR.

TRANSPORT & ENGINEERING SERVICES DESIGN SERVICES (NORTH)
Nambour Office
 Corner of Bury Street & Currie Street, Nambour.
 Locked Bag 72, Sunshine Coast Mail Centre, Nambour, QLD 4560
 Nambour ph.(07) 5475 8501 fax.(07) 5441 5338

Sunshine Coast Regional Council

STAINLESS STEEL BICYCLE HOOP
TYPICAL LAYOUT

Project Number
 Std. Dwg.
 Drawing Sheet No.
R-070A