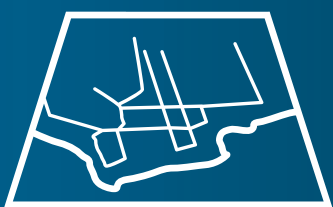


# DEVELOPMENT INDICATORS HIGHLIGHTS

## 2018/19

### DEVELOPMENT ACTIVITY PROCESS



**57k**  
INQUIRIES



**186k**  
FREE SITE REPORTS  
ACCESSED



**8.5k**  
BUILDING  
APPLICATIONS  
LODGED  
inc. Private  
Certification




**2.1k**  
DEVELOPMENT  
APPLICATIONS  
LODGED



**302**  
ADVICE  
SERVICES



**3.9k**  
PLUMBING  
APPLICATIONS  
LODGED



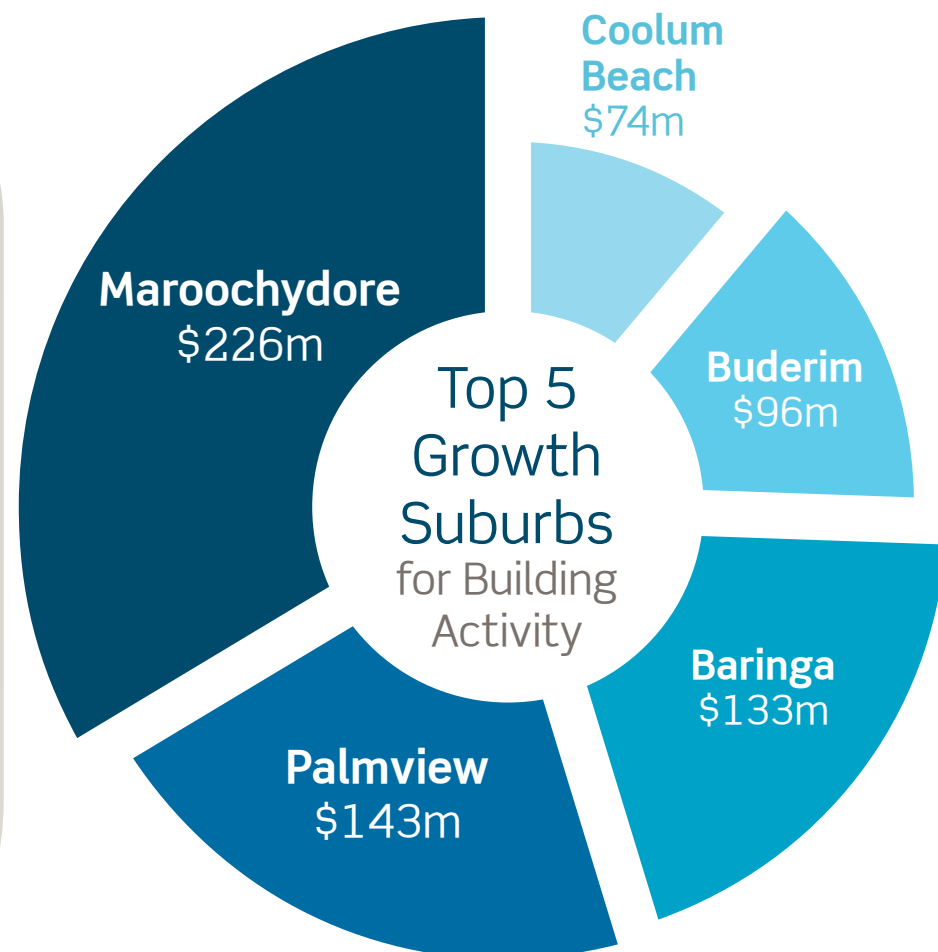
**2.5k**  
LOTS CREATED  
THROUGH PLAN  
SEALING PROCESS  
inc. Qld Govt DA



**\$1.6b**  
BUILDING  
APPROVALS



**23.6k**  
PLUMBING  
INSPECTIONS



### South East Queensland Growth Monitoring Program

As part of implementation of the SEQ Regional Plan (ShapingSEQ), the state government monitors land supply and development activity and the results are provided in the annual Land Supply and Development Monitoring Report.

Some highlights of the 2018 report include:

The Sunshine Coast comfortably exceeds the minimum requirement for 15 years supply of both residential and industrial land.

The Sunshine Coast has sufficient expansion (i.e. 'greenfield') land supply to exceed the expansion dwelling supply benchmarks for 2041.

The Sunshine Coast exceeds the minimum 15 years supply of consolidation (i.e. 'infill') land supply, and additional planning will be required to meet the 2041 consolidation benchmarks.